



What Not to Overlook on a Final Walk-through


It's guaranteed to be hectic right before closing, but you should always make time for a final walk-through. Your goal is to make sure that your home is in the same condition you expected it would be. Ideally, the sellers already have moved out. This is your last chance to check that appliances are in working condition and that agreed-upon repairs have been made. Here's a detailed list of what not to overlook for on your final walk-through.

Make sure that:

- Repairs you've requested have been made. Obtain copies of paid bills and warranties.
- There are no major changes to the property since you last viewed it.
- All items that were included in the sale price — draperies, lighting fixtures, etc. — are still there.
- Screens and storm windows are in place or stored.
- All appliances are operating, such as the dishwasher, washer and dryer, oven, etc.
- Intercom, doorbell, and alarm are operational.
- Hot water heater is working.
- No plants or shrubs have been removed from the yard.
- Heating and air conditioning system is working
- Garage door opener and other remotes are available.
- Instruction books and warranties on appliances and fixtures are available.
- All personal items of the sellers and all debris have been removed. Check the basement, attic, and every room, closet, and crawlspace.

For more information or assistance, contact me: Erica Anderson @ Real Premier Team powered by RE/MAX Fine Properties

 Phone: (480) 599-6811 |  Email: Erica@RealPremierTeam.com

 Visit my website: www.RealPremierTeam.com

All rights reserved. Information is for personal use only and not intended for legal or financial advice.