




10 Tips for Moving with Pets

1. **Update Pet IDs:** Ensure pets' tags have your new address and contact info.
2. **Secure Veterinary Records:** Obtain a copy of your pet's health history for the new vet.
3. **Pack a Pet Essentials Kit:** Include a week's supply of food, medications, and toys.
4. **Keep Pets Away from Moving Day Chaos:** Designate a quiet space or use a travel crate.
5. **Prepare a Pet First Aid Kit:** Include basic first aid supplies and your vet's contact information.
6. **Safe Car Travel:** Use crates or harnesses for pets' safety during the move.
7. **Air Travel Preparations:** Check airline policies for pet travel requirements.
8. **Find a New Vet:** Research and choose a new vet in your area before moving.
9. **Pet-Proof Your New Home:** Set up a safe space with all their essentials upon arrival.
10. **Local Health and Legal Research:** Learn about local pet health concerns and laws.

For more information or assistance, contact me: Erica Anderson @ Real Premier Team powered by RE/MAX Fine Properties

 Phone: (480) 599-6811 |  Email: Erica@RealPremierTeam.com

 Visit my website: www.RealPremierTeam.com

All rights reserved. Information is for personal use only and not intended for legal or financial advice.